

# Spru

## Linear Pendant

The Spru is a slim and lightweight timber pendant able to be center suspended on a single rod – great for replacing a downlight or existing single lighting provision. Made in Queensland, Australia.

### Technical Details

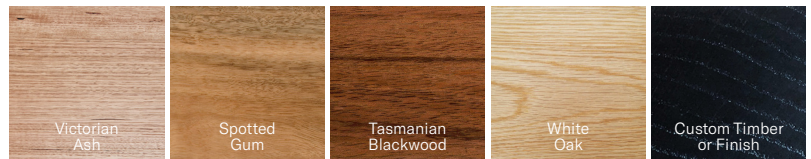
Dimensions	47W x 24H (mm)
Material	Solid Hardwood, Aluminium, Opal Acrylic, Integral LED Lighting
Voltage	24V DC
Wattage	19.2W per metre
CRI	90
Lumens	750lm per metre
Install	Installed with a remote driver. Must be installed by a licensed electrician
Dimming	Phase-Cut (Standard Dimming) Other dimming types on request
Warranty	3 Years



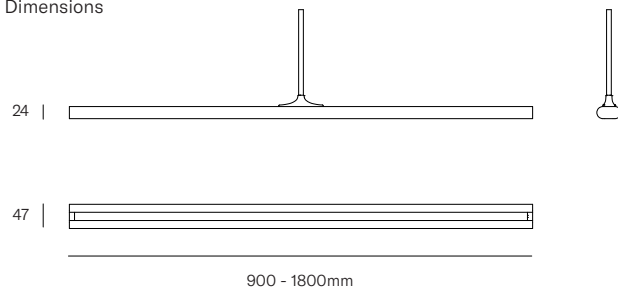
### Create a Custom Pendant

Pendant	Spru	SP
Timber	Victorian Ash Spotted Gum Tasmanian Blackwood White Oak Custom	VA SG TB WO C
Length	900mm 1200mm 1500mm 1800mm	L90 L12 L15 L18
Rod and Bracket Colour	White Black Brushed Brass Custom Powdercoat	1 2 3 4
LED Colour Temperature	2700K Warm White 3000K Bright Warm White 4000K Cool White	27K 3K 4K
Dimming Type	Phase Cut DALI	PH DD
Ceiling Plate	Canopy Ø80	80
Ceiling Plate Colour	White Black Brushed Brass Custom Powdercoat	W B BB PO
Rod Drop Length	Custom	_m

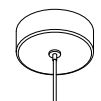
### Timber



### Dimensions



### Ceiling Plate



Canopy  
Ø80 x 25 mm