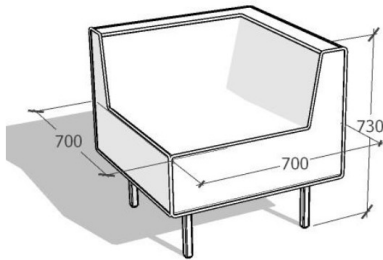


## Product tear sheet

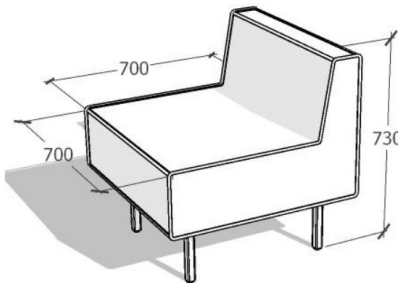
### CORNER CHAIR

MDF construction with mild steel powder coated legs  
Commercial grade foam.  
Upholstery: as specified.



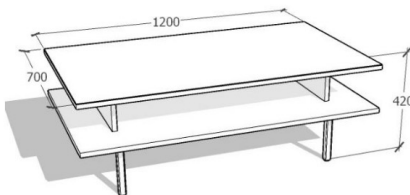
### CHAIR

MDF construction with mild steel powder coated legs  
Commercial grade foam.  
Upholstery: as specified.



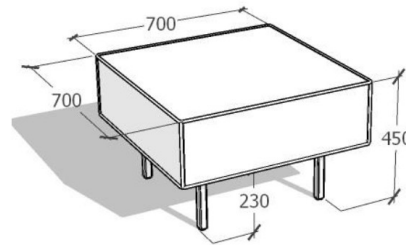
### MAGAZINE TABLE

Laminex core commercial melamine range,  
Polytec Ravine or Woodmatt range,  
Extended Polytec or Laminex laminate ranges,  
Painted MDF or plywood with polyurethane finish  
top options with mild steel powder coated legs



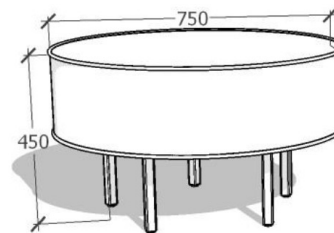
### OTTOMAN

MDF construction with mild steel powder coated legs  
Commercial grade foam.  
Upholstery: as specified.



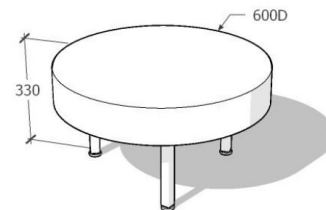
### ROUND OTTOMAN

MDF construction with mild steel powder coated legs  
Commercial grade foam.  
Upholstery: as specified



### COFFEE TABLE

Extended Polytec or Laminex laminate ranges,  
Painted MDF or veneer, polyurethane finished  
top options with mild steel powder coated legs



### STORAGE CABINET

Laminex core commercial melamine range construction with upholstered doors as specified  
mild steel powder coated legs  
Also available in Polytec Ravine or Woodmatt ranges, Extended Polytec or Laminex laminate ranges, Painted MDF or plywood with polyurethane finish.  
Available in sets of two

